

**THAKURDESAI & ASSOCIATES**  
**CHARTERED ACCOUNTANTS**

MAY QUEEN, 492, 33RD ROAD,  
BANDRA (WEST), MUMBAI – 400 050.  
TELEPHONE : 2646 4407 / 4600  
FAX : 2600 4312  
e-mail : caudayi@gmail.com

**AUDITORS'S REPORT**

**1. Report on the Financial Statements**

We have examined the accompanying financial statements of **Computer Society of India, Mumbai Chapter** having its Office at E-217, Floral Deck Plaza, Plot No. 15A & 15B, Central Road, Off MIDC, Near Seepz, Andheri (East), Mumbai – 400 093, which comprises of Balance Sheet as at 31<sup>st</sup> March, 2017 and also the Income and Expenditure Account for the year ended on that date and the summary of significant accounting policies and other explanatory information.


**2. Management's Responsibility for the Financial Statements**

The Management is responsible for the preparation of these financial statements that give a true and fair view of the financial position and financial performance of the Society. This responsibility includes the design, implementation and maintenance of internal control relevant to the preparation and presentation of the financial statements that give a true and fair view and are free from material misstatement, whether due to fraud or error.

**3. Auditors' Responsibility**

Our responsibility is to express an opinion on these financial statements based on our audit. We have conducted our audit in accordance with auditing standards generally accepted in India. These Standards require that we comply with ethical requirements and plan and perform the audit to obtain reasonable assurance about whether the financial statements are free from material misstatement. An audit includes examining, on a test basis, evidence supporting the amounts and disclosures in the financial statements. An audit also includes evaluating the appropriateness of the accounting policies used and the reasonableness of the accounting estimates made by the Management, as well as evaluating the overall presentation of the financial statements.

We believe that the audit evidence we have obtained is sufficient and appropriate to provide a basis for our audit opinion.



**4. Opinion**

On the basis of our examination we report that:

1. We have obtained all the information, which to the best of our knowledge and belief were necessary for the purpose of our audit.
2. The Balance Sheet and the Income & Expenditure Account dealt with by this Report are in agreement with the books of account.
3. In our opinion, the accounts are maintained in conformity with requirements of the accounting policy introduced by the CSI Executive Committee.
4. In our opinion and to the best of our information and according to the explanations given to us, the statement together with the schedules attached and read with the Accounting Policies and notes give a true and fair view :

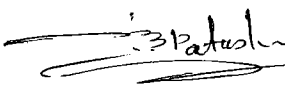

- i. In the case of the Balance Sheet, of the state of affairs as at 31<sup>st</sup> March, 2017.

And

- ii. In the case of the Income & Expenditure Account of the surplus for the year ended on that date.

For and on behalf of

**Thakurdesai & Associates,**  
Chartered Accountants,

**N. B. Pataskar.**  
Partner

M. No. : 32674

Date: 2<sup>nd</sup> August, 2017

Place: Mumbai

**Computer Society of India  
Mumbai Chapter**


**Balance Sheet as at 31st March, 2017**

| Particulars  | Schedule No. | As on 31.03.2017 (Rs.) | As on 31.03.2016 (Rs.) |
|--|--------------|------------------------|------------------------|
| <b>I. LIABILITIES</b>                                      |              |                        |                        |
| <b>FUNDS</b>   |              |                        |                        |
| <b>General Funds &amp; Exp. Account</b>                    |              |                        |                        |
| Opening Balance  |              | 9,628,565              | 9,736,962              |
| Add: Surplus transferred from Income and Expenditure A/c   |              | 217,971                | -                      |
| Less: Deficit transferred from Income and Expenditure A/c. |              | -                      | (108,397)              |
|  |              | 9,846,536              | 9,628,565              |
| Building Fund  |              | 75,000                 | 75,000                 |
| Student Activities Fund                                    |              | 61,667                 | 61,667                 |
|  |              | -                      | -                      |
| <b>LOANS &amp; ADVANCES</b>                                |              |                        |                        |
| <b>CURRENT LIABILITIES &amp; PROVISIONS</b>                |              |                        |                        |
| <b>Duties &amp; Taxes</b>                                  |              |                        |                        |
| Sundry Creditors   |              | -                      | -                      |
| For Expenses   |              | -                      | 12,831                 |
| Payable to HQ  |              | 118,196                | -                      |
| Provision for Expenses                                     |              | 92,767                 | 56,886                 |
| Provision for Other Liabilities                            |              | -                      | 1,215,500              |
| Lecture/Course Fee received in Advance                     |              | 3,600                  | 3,750                  |
| <b>Total</b>   |              | <b>10,197,766</b>      | <b>11,054,199</b>      |
| <b>II. ASSETS</b>  |              |                        |                        |
| <b>FIXED ASSETS</b>  |              |                        |                        |
| Net Block  | A            | 1,034,519              | 1,039,279              |
| HQ- Building A/c   |              | 4,206,591              | 4,206,591              |
| <b>Investments- Share of Floral Desk Plaza</b>             |              | 250                    | 250                    |
| <b>CURRENT ASSETS LOANS &amp; ADVANCES</b>                 |              |                        |                        |
| <b>Current Assets</b>                                      |              |                        |                        |
| Interest Accrued on Fixed Deposit                          | B            | 117,625                | 138,437                |
| Sundry Debtors (unsecured, considered good)                |              |                        |                        |
| For CSI HQ (Exps. Receivable)                              |              | 257,715                | 257,715                |
| For CAS (Centre for Adv. Studies)                          |              | 199,430                | 199,430                |
| For Others   |              | 966,307                | 502,387                |
|  |              | 1,423,452              | 959,532                |
| <b>Cash &amp; Bank Balances</b>                            |              |                        |                        |
| Cash in Hand   |              | 3,323                  | 12,531                 |
| <b>Bank Balances with Scheduled Banks</b>                  |              |                        |                        |
| <b>In S/B A/C</b>  |              |                        |                        |
| State Bank of India - Marol                                | B            | 1,275,207              | 1,523,366              |
| <b>In Fixed Deposit Account</b>                            |              |                        |                        |
| State Bank of India - Marol                                |              | 1,745,062              | 3,158,581              |
| <b>LOANS &amp; ADVANCES – Unsecured-Considered Good</b>    |              |                        |                        |
| Advances to staff  |              | 1,500                  |                        |
| <b>Other Deposit – Security</b>                            |              |                        |                        |
| Deposit with Reliance Energy Limited                       |              | 9,782                  | 9,782                  |
| Deposit with MTNL  |              | 1,000                  | 1,000                  |
|  |              | 10,782                 | 10,782                 |
| <b>Advances For Expenses</b>                               |              |                        |                        |
| TDS Receivable   |              | 312,786                | 4,850                  |
| Service Tax Input Credit                                   |              | 66,669                 | -                      |
|  |              | 379,455                | 4,850                  |
| <b>Notes on Accounts</b>                                   | I            |                        |                        |
| <b>Total</b>   |              | <b>10,197,766</b>      | <b>11,054,199</b>      |

For and on behalf of  
Thakurdesai & Associates,  
Chartered Accountants (FRN 110944W)

N. B. Pataskar  
Partner  
M. No. FCA/32674

Date: 2nd August, 2017  
Place: Mumbai




 Chairman  
 Vice-Chairman  
 Secretary  
 Treasurer

| <b>Computer Society of India, Mumbai Chapter</b>  |              |                        |                        |
|---|--------------|------------------------|------------------------|
| <b>Income and Expenditure Account for the year ended 31st March, 2017</b>   |              |                        |                        |
| Particulars   | Schedule No. | As on 31.03.2017 (Rs.) | As on 31.03.2016 (Rs.) |
| <b><u>INCOME</u></b>  |              |                        |                        |
| <b><u>Courses in Advance Technical Areas</u></b><br>Course Fees   | E            | 2,843,913              | 4,206,734              |
| <b><u>Conference Concerned with Development of Technology &amp; Education</u></b><br>Technical Seminars/Events/Activities | F            | 3,571,074              | -                      |
| Technical Lectures  |              | -                      | -                      |
| Exhibitions & Others  |              | -                      | -                      |
| <b><u>Membership Share from Head Quarter</u></b> (Chapter Share)  |              | -                      | -                      |
| <b><u>Bank Interest</u></b><br>On Fixed Deposit   |              | 194,364                | 322,321                |
| Interest on Savings Accounts  |              | 74,230                 | 26,267                 |
| <b><u>Prior Period Income</u></b>   |              | 58,454                 | 250,356                |
| <b><u>Other Income</u></b><br>Miscellaneous Income  |              | 139,529                | 231,115                |
| CSI-2012 Share  |              | -                      | 108,397                |
| <b>Excess of Expenditure over Income [ Deficit ]</b>  |              | -                      | 108,397                |
| <b>Total</b>  |              | <b>6,881,564</b>       | <b>5,145,190</b>       |
| <b><u>EXPENDITURE</u></b>   |              |                        |                        |
| <b><u>Courses in Advance Technical Areas</u></b><br>Course Materials  | G            | 1,527,938              | 2,343,435              |
| <b><u>Conference Concerned with Development of Technology &amp; Education</u></b><br>Technical Seminars/Events/Activities | H            | 2,239,024              | -                      |
| Technical Lectures  |              | 18,787                 | 12,672                 |
| <b><u>Book Publications</u></b><br>Newsletter / Hard Copy   |              | 4,000                  | -                      |
| <b><u>Establishment Expenses</u></b>  | C            | 1,073,710              | 1,214,235              |
| <b><u>Administrative Expenses</u></b>   | D            | 1,626,942              | 1,311,820              |
| <b><u>Depreciation on Fixed Assets</u></b>  | A            | 173,193                | 249,656                |
| <b><u>Prior Period Adjustments</u></b>  |              | -                      | 13,372                 |
| <b>Excess of Income over Expenditure [Surplus]</b>  |              | 217,971                | -                      |
| <b>Notes on Accounts</b>  | I            |                        |                        |
| <b>Total</b>  |              | <b>6,881,564</b>       | <b>5,145,190</b>       |

For and on behalf of  
**Thakurdesai & Associates,**  
Chartered Accountants (FRN 110944W)


**N. B. Pataskar**  
Partner  
M. No. FCA/32674


Date: 2nd August, 2017  
Place: Mumbai



  
Chairman

  
Vice-Chairman

  
Secretary


  
Treasurer

**Computer Society of India  
Mumbai Chapter**

**Schedule - A : Fixed Assets**

(Amount in Rs.)

| Particulars         | Rate | COST                |                      |                     |           |                     | Depreciation        |           |                 |                           | Written Down Value  |                     |
|---------------------|------|---------------------|----------------------|---------------------|-----------|---------------------|---------------------|-----------|-----------------|---------------------------|---------------------|---------------------|
|                     |      | As on<br>31.03.2016 | Addition             |                     | Deletions | As on<br>31.03.2017 | As on<br>01.04.2016 | Deletions | For the<br>year | Total up to<br>31.03.2017 | As on<br>31.03.2017 | As on<br>31.03.2016 |
|                     |      |                     | Before<br>30/09/2016 | After<br>30/09/2016 |           |                     |                     |           |                 |                           |                     |                     |
| Furniture & Fixture | 10%  | 856,123             | -                    | -                   | -         | 856,123             | 85,612              | -         | 77,051          | 162,663                   | 693,460             | 770,511             |
| Office Equipments   | 15%  | 166,891             | 88,350               | 80,083              | -         | 335,324             | 25,034              | -         | 40,537          | 65,571                    | 269,753             | 141,857             |
| Computers           | 60%  | 231,684             | -                    | -                   | -         | 231,684             | 139,010             | -         | 55,604          | 194,614                   | 37,070              | 92,674              |
| Library Books       | 0%   | 34,237              | -                    | -                   | -         | 34,237              | -                   | -         | -               | -                         | 34,237              | 34,237              |
| <b>TOTAL</b>        |      | <b>1,288,935</b>    | <b>88,350</b>        | <b>80,083</b>       | <b>-</b>  | <b>1,457,368</b>    | <b>249,656</b>      | <b>-</b>  | <b>173,193</b>  | <b>422,849</b>            | <b>1,034,519</b>    | <b>1,039,279</b>    |



*BR*

*Prave*


*Arts Team*

*PB*

Computer Society of India  
Mumbai Chapter

Schedule - B : Fixed Deposit

| Bank Name    | FD NO.      | Date of Deposit | Date of Maturity | Rate of Interest<br>(in %) | Amount of Deposit<br>(in Rs.) | Amount of Maturity<br>(in Rs.) |
|--------------|-------------|-----------------|------------------|----------------------------|-------------------------------|--------------------------------|
| SBI, Marol   | 31971051664 | 08.02.2016      | 08.11.2017       | 7.50                       | 274,530                       | 312,653                        |
| SBI, Marol   | 32628631776 | 08.02.2016      | 08.11.2017       | 7.50                       | 145,702                       | 165,935                        |
| SBI, Marol   | 32628632850 | 08.02.2016      | 08.11.2017       | 7.50                       | 145,702                       | 165,935                        |
| SBI, Marol   | 32768619645 | 08.02.2016      | 08.11.2017       | 7.50                       | 1,179,128                     | 1,342,871                      |
| <b>Total</b> |             |                 |                  |                            | <b>1,745,062</b>              | <b>1,987,394</b>               |



*[Handwritten signature]*

*[Handwritten signature]*

*[Handwritten initials]*

*[Handwritten signature]*


**Computer Society of India  
Mumbai Chapter**

**Schedule - C : Establishment Expenses**

| Particulars                             | As on<br>31.03.2017<br>(Rs.) | As on 31.03.2016<br>(Rs.) |
|---|------------------------------|---------------------------|
| Salaries & Wages                        | 708,050                      | 995,995                   |
| Event Allowance                         | 341,000                      | 179,300                   |
| Provident Fund (Chapter's contribution) | 24,660                       | 38,940                    |
| <b>Total</b>                            | <b>1,073,710</b>             | <b>1,214,235</b>          |

**Schedule - D : Administrative Expenses**

| Particulars                             | As on<br>31.03.2017<br>(Rs.) | As on 31.03.2016<br>(Rs.) |
|---|------------------------------|---------------------------|
| <u>Repairs &amp; Maintenance:</u>       |                              |                           |
| Building (Infrastructure Charges to HQ) | 118,196                      | 360,984                   |
| Office Equipment, Furniture & fixtures  | 213,753                      | 44,502                    |
| Office Maintenance                      | 74,206                       | 27,701                    |
| Professional & Consultancy Fees         | 73,200                       | 71,500                    |
| Rent, Rates & Taxes                     | 345,322                      | 90,292                    |
| Electricity Charges                     | 108,770                      | 34,820                    |
| Ex. ST Paid                             | 6,525                        | -                         |
| Meeting Expenses                        | 38,502                       | 17,744                    |
| Miscellaneous Exp.                      | 69,262                       | 185,500                   |
| Bank Charges                            | 28,426                       | 12,139                    |
| Postage                                 | 18,233                       | 15,138                    |
| Printing & Stationery                   | 131,259                      | 110,248                   |
| Staff Welfare Expenses                  | 49,958                       | 65,650                    |
| Telephone Charges                       | 78,996                       | 130,029                   |
| Traveling Exp.                          | 86,205                       | 132,094                   |
| AGM Expenses                            | 10,305                       | 13,480                    |
| Auditorium Expenses                     | 5,520                        | -                         |
| Books & Periodicals                     | 2,304                        | -                         |
| Honorarium                              | 168,000                      | -                         |
| <b>Total</b>                            | <b>1,626,942</b>             | <b>1,311,820</b>          |



*[Handwritten signature]*


*[Handwritten signature]*

*[Handwritten signature]*

*[Handwritten signature]*

| <b>Schedule - E : Details of Course Fees received during the year 2016-17</b> |                  |
|---|------------------|
| <b>Particulars</b>  | <b>Amount</b>    |
| Advance Excel (Dec-2016)  | -                |
| Advance Excel (Henkel Adhessives) - May, 2016                                 | 35,000           |
| Advance Excel & Powerpoint (Numaligarh) - June, 2016                          | 74,674           |
| Advance MS Excel - June, 2016   | -                |
| Android Programming - BITS  | 30,000           |
| ASP Net MVC 5 (Datacomp) - Aug, 2016  | 55,000           |
| Bakbone JS (Xoriant) - June, 2016   | 30,000           |
| Big Data Hadoop - May, 2016   | 257,204          |
| Cloud Security Fundamentals Aug. 2016   | 66,446           |
| Cloud Security Fundamentals Dec. 2016   | 41,000           |
| Cloud Security Fundamentals Nov. 2016   | -                |
| CSI Annual Convention   | -                |
| Data Science with Python - Aug. 2016  | 202,957          |
| Data Science with Python - Dec. 2016  | -                |
| Digital Forensic - May, 2016  | 90,005           |
| Digital Marketing (Kiot) - Aug 2016   | 17,391           |
| Ethical Hacking (VIPS) - Sept, 2016   | 68,391           |
| Facebook Marketing - Aug. 2016  | 16,000           |
| ISMS & Intrnal Audit - Dec. 2016  | 70,870           |
| ISMS & Intrnal Audit (GP Parsik Bank) - July, 2016                            | 50,000           |
| ISMS & Intrnal Audit - June, 2016   | 45,640           |
| ISMS & Intrnal Audit (GP Parsik Bank) - Aug. 2016                             | 50,000           |
| ISO 20000 (Tata Power)  | 33,000           |
| MVC5 (SBI) - Jan 2017   | 143,478          |
| Network Security - June 2016  | 100,000          |
| Online Digital Marketing - July 2016  | 50,826           |
| Oracle RDBMS (CEMK) - July 2016   | 236,074          |
| Perfect Professionals - Feb 2017  | 7,609            |
| Performace Management - July 2016   | 42,478           |
| Project Management - May 2016   | 94,960           |
| Project Risk Managment - April 2016   | 26,000           |
| Project Risk Management - Sept 2016   | 5,000            |
| Python Programming (Pragti College) - Sept 2016                               | 55,391           |
| R Language Essentials - July 2016   | 100,259          |
| Six Sigma White Belt - June 2016  | 16,030           |
| Social Media Marketing - June 2016  | 82,000           |
| Social Media Marketing - May 2016   | 105,993          |
| Software Effort Estimation - April 2016                                       | 40,454           |
| Software Effort Estimation - July 2016  | -                |
| Technical Documenttation (Tech Mahindra) Oct 2016                             | 72,000           |
| Web Application Security- Dec 2016  | 80,696           |
| Web Application Security- July 2016   | 63,696           |
| Wireless Security - Nov 2016  | 109,391          |
| Wireless Security Workshop - April 2016                                       | 106,000          |
| WPF Training (Maximus Infoware) - July 2016                                   | 72,000           |
|   |                  |
| <b>Total</b>  | <b>2,843,913</b> |


| <b>Schedule - F : Details of Technical Seminars/ Events/ Ativities</b> |                  |
|--|------------------|
| <b>Particulars</b>   | <b>Amount</b>    |
| ISMA 13- March., 2017  | 621,308          |
| IT-2020-Oct 2016   | 1,977,588        |
| Tech Next India 2017   | 972,178          |
|  |                  |
| <b>Total</b>   | <b>3,571,074</b> |





| <b>Schedule - G : Details of Expenses incurred for the Courses in FY 2016-17</b> |                  |
|--|------------------|
| <b>Particulars</b>   | <b>Amount</b>    |
| Advance Excel 2010 Maarch -2016)   | 2,300            |
| Advance Excel (Henkel Adhessives) - May, 2016                                    | 14,000           |
| Advance Excel& Powerpoint(Numaligarh) - June, 2016                               | 29,036           |
| Android Programming - BITS   | 22,500           |
| ASP Net MVC 5 (Datacomp) - Aug, 2016   | 32,000           |
| Bakbone JS (Xoriant)- June,2016  | 7,000            |
| Big Data Hadoop - May, 2016  | 122,423          |
| Capacity Building  | 20,560           |
| Cloud Security Fundamentals Aug. 2016  | 27,594           |
| Cloud Security Fundamentals Dec. 2016  | 12,100           |
| CSI Annuual Convention   | 71,754           |
| Data Sience with Pythn - Aug. 2016   | 115,892          |
| Digital Forensic - May, 2016   | 39,290           |
| Ethical Haking (VIPS) - Sept, 2016   | 30,000           |
| Facebook Marketing - Aug. 2016   | 18,400           |
| ISMS & Intrnal Audit - Dec. 2016   | 30,041           |
| ISMS & Intrnal Audit (GP Parsik Bank) - July, 2016                               | 37,061           |
| ISMS & Intrnal Audit - June, 2016  | 3,200            |
| ISMS & Intrnal Audit (GP Parsik Bank) - Aug. 2016                                | 20,000           |
| ISO 20000 (Tata Power)   | 18,000           |
| MVC5 (SBI) - Jan 2017  | 94,972           |
| Network Security - June 2016   | 43,169           |
| Online Digital Marketing - July 2016   | 20,422           |
| Oracle RDBMS (CEMK) - July 2016  | 109,800          |
| Other Conference Expenses  | 54,798           |
| Performace Management - July 2016  | 12,984           |
| Project Management - May 2016  | 43,093           |
| Project Risk Managment - April 2016  | 10,815           |
| Project Risk Managment - Sept 2016   | 12,911           |
| Python Programming (Pragti College) - Sept2016                                   | 36,500           |
| R Language Essentials - July 2016  | 34,284           |
| Six Sigma White Belt - June 2016   | 16,030           |
| Social Media Marketing - June 2016   | 63,929           |
| Social Media Marketing - May 2016  | 44,495           |
| Software Effort Estimation - April 2016  | 17,215           |
| Technical Documenttation (Tech Mahindra) Oct 2016                                | 49,936           |
| Web Application Security- Dec 2016   | 34,433           |
| Web Application Security- July 2016  | 16,688           |
| Wireless Security - Nov 2016   | 47,636           |
| Wireless Security Workshop - April 2016  | 53,780           |
| WPF Training (Maximus Infoware) - July 2016                                      | 36,000           |
| Yoga Talent 2016   | 897              |
| <b>Total</b>   | <b>1,527,938</b> |

| <b>Schedule - H : Details of expenses on Technical Seminars/ Events/ Activities</b> |                  |
|---|------------------|
| <b>Particulars</b>  | <b>Amount</b>    |
| ISMA 13- March, 2017  | 229,519          |
| IT-2020-Oct 2016  | 1,296,434        |
| Tech Next India2017   | 713,071          |
| <b>Total</b>  | <b>2,239,024</b> |



*[Handwritten signature]*

*[Handwritten signature]*

*[Handwritten initials]*

*[Handwritten signature]*

**Computer Society of India  
Mumbai Chapter**

**Schedule -I : Accounting Policies and Notes on Accounts**

**A. Accounting Policies:**

**1. Basis of Accounting**

The accounts of the CSI, Mumbai Chapter are drawn up on historical cost and accrual basis.

**2. Revenue Recognition**

The membership Fees are recognized as and when it becomes due. Interest on Fixed Deposits of the Society is taken into account on an accrual basis during the Current year.

**3. Fixed Assets**

All Fixed Assets are shown on historical Cost basis and are stated at their written down value at the beginning of the year plus additions, if any, less depreciation for the year.


**4. Depreciation**

All Fixed assets (except books) are depreciated under the WDV method at the rates specified in the Income Tax Act, 1961 Depreciation on any addition is charged on pro-rata basis.

Head Quarter - Building a/c- The premises of Mumbai Chapter is treated as property of Head Quarter as per Head Quarter guidelines. Depreciation on Building is charged by Head Quarter in their books of account.

**B. Notes on Account**

1. Previous year's figures have been regrouped and rearranged wherever considered necessary.
2. Figures have been rounded off to the nearest rupee.



A handwritten signature in black ink, consisting of a stylized, looped name.

A handwritten signature in black ink, appearing to be "Shankar".

A handwritten signature in black ink, appearing to be "S.S.".

A handwritten signature in black ink, appearing to be "P.B.".